

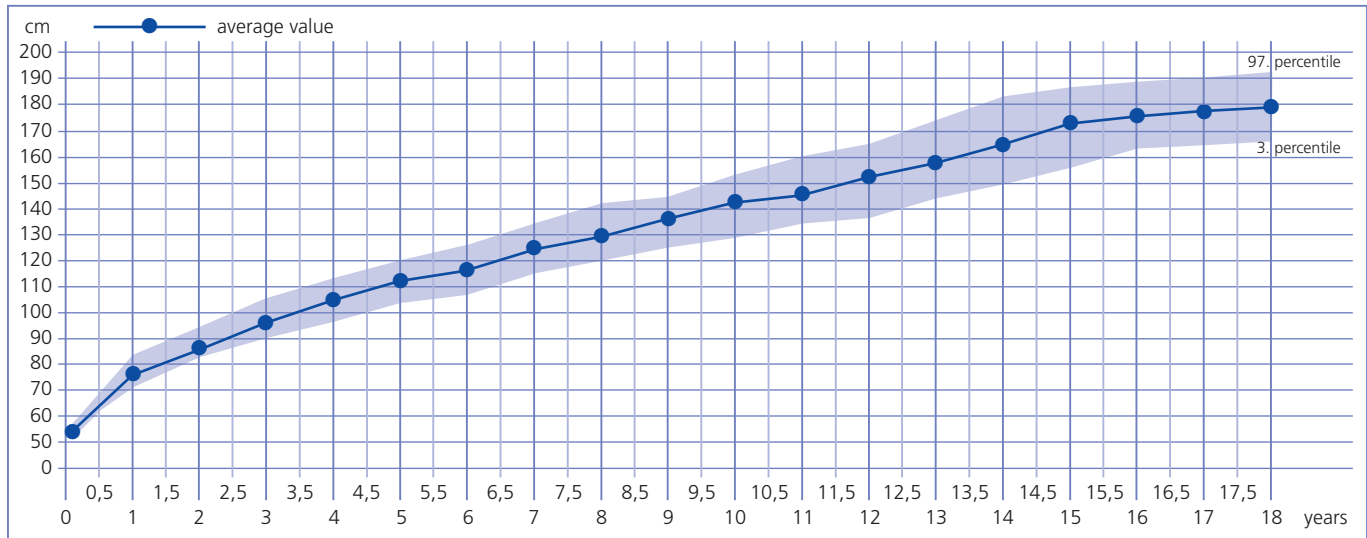
# Monitoring during ongoing treatment with dexamphetamine

**BOYS**

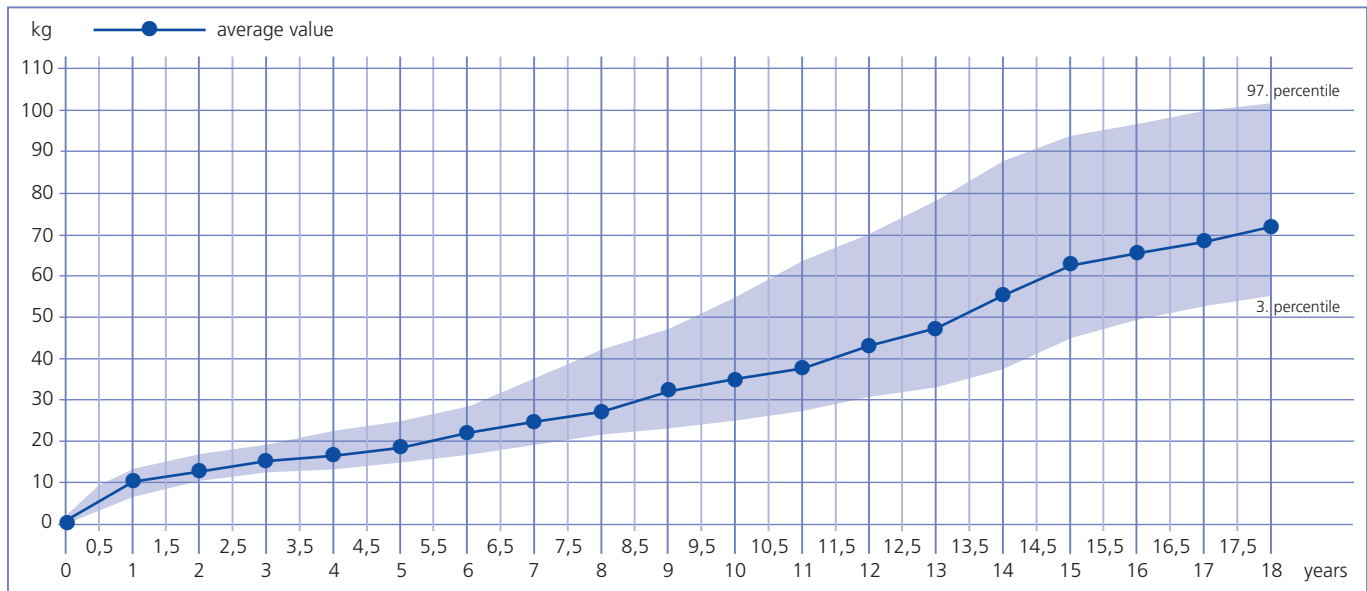
Patient name: \_\_\_\_\_ Date of initial assessment (first examination): \_\_\_\_\_ Date of Birth: \_\_\_\_\_

	Base value	subsequent examinations															
Date of examination																	
Body height (cm)																	
Body weight (kg)																	
Blood pressure																	
Heart rate																	
Appetite																	

## Growth chart\*



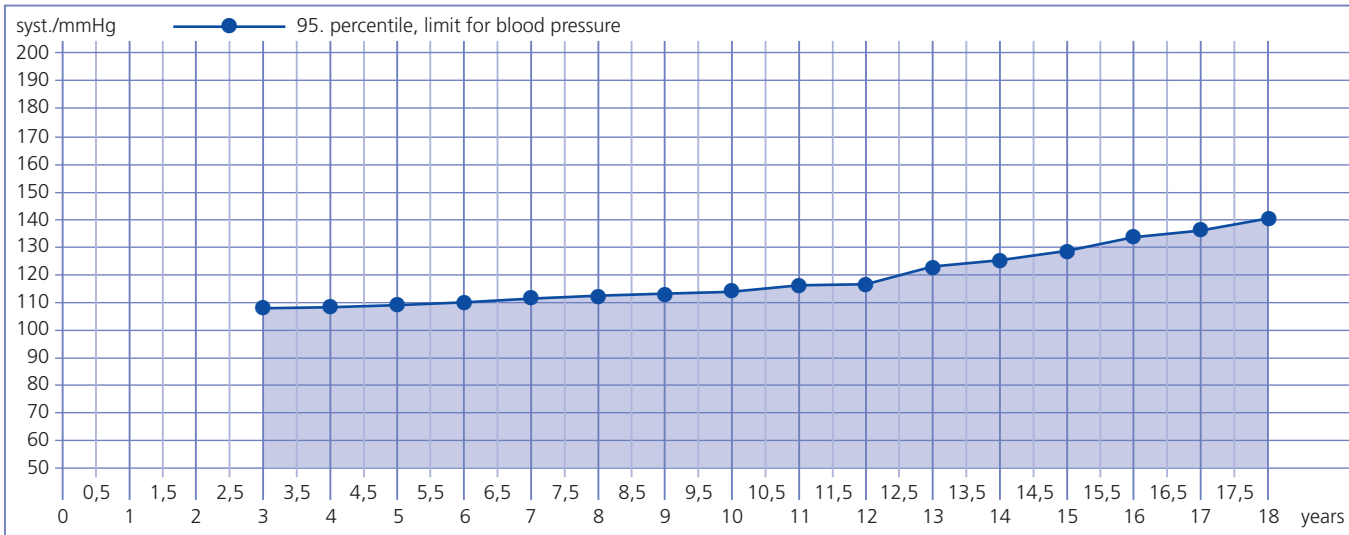
## Body weight chart\*



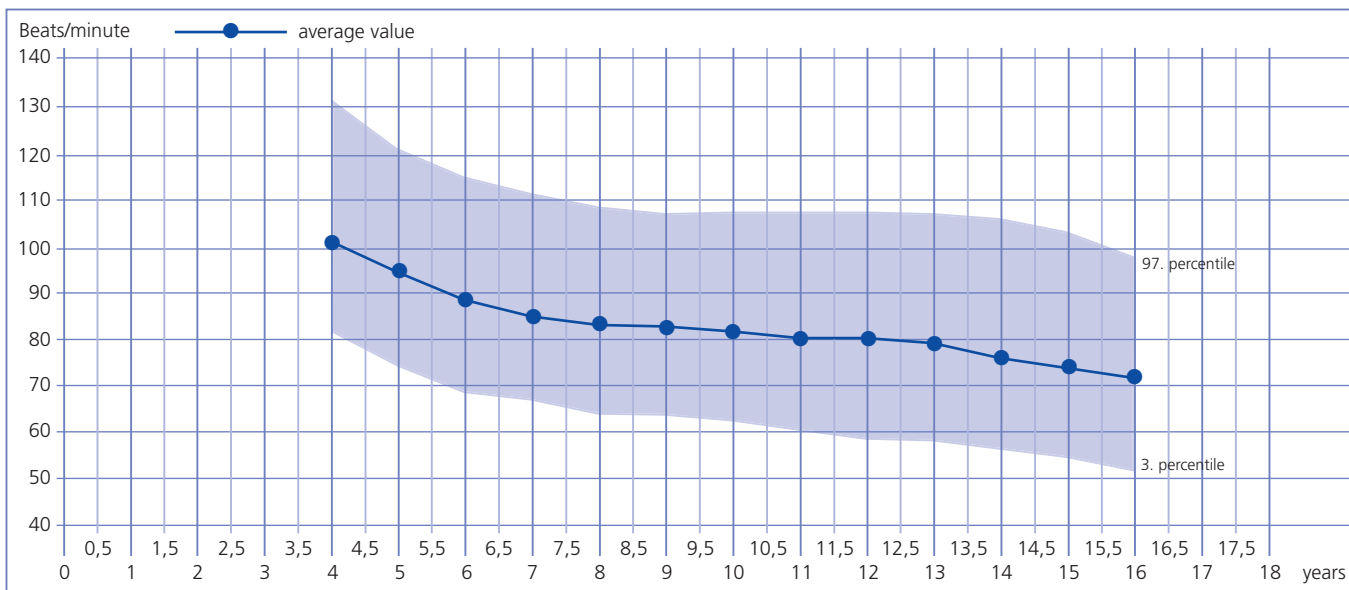
## Blood pressure diagram, Pulse diagram and Appetite chart on reverse

\* Rosario, A. S., Schienkiewitz, A., & Neuhauser, H. (2011). German height references for children aged 0 to under 18 years compared to WHO and CDC growth charts. *Ann. Hum. Biol.* 38, 121-130.

## Blood pressure chart\*\*



## Pulse chart\*\*\*



## Appetite chart\*\*\*\*

Treatment date: 1. \_\_\_\_\_ 2. \_\_\_\_\_ 3. \_\_\_\_\_ 4. \_\_\_\_\_ 5. \_\_\_\_\_

<b>HUNGRY</b>																				
<b>NORMAL APPETITE</b>																				
<b>LITTLE APPETITE</b>																				
<b>NO APPETITE</b>																				
	in the morning	at midday	in the afternoon	in the evening	in the morning	at midday	in the afternoon	in the evening	in the morning	at midday	in the afternoon	in the evening	in the morning	at midday	in the afternoon	in the evening	in the morning	at midday	in the afternoon	in the evening

Treatment date: 6. \_\_\_\_\_ 7. \_\_\_\_\_ 8. \_\_\_\_\_ 9. \_\_\_\_\_ 10. \_\_\_\_\_

<b>HUNGRY</b>																				
<b>NORMAL APPETITE</b>																				
<b>LITTLE APPETITE</b>																				
<b>NO APPETITE</b>																				
	in the morning	at midday	in the afternoon	in the evening	in the morning	at midday	in the afternoon	in the evening	in the morning	at midday	in the afternoon	in the evening	in the morning	at midday	in the afternoon	in the evening	in the morning	at midday	in the afternoon	in the evening

\*\* Neuhauser, H. K., Thamm, M., Ellert, U., Hense, H. W., & Rosario, A. S. (2011). Blood pressure percentiles by age and height from nonoverweight children and adolescents in Germany. *Pediatrics* 127, e978-e988.

\*\*\* Wallis, L. A., Healy, M., Undy, M. B., & Maconochie, I. (2005). Age related reference ranges for respiration and heart rate from 4 to 16 years. *Arch. Dis. Child* 90, 1117-1121.

\*\*\*\* Mattes, R. D. (2010). Hunger and thirst: issues in measurement and prediction of eating and drinking. *Physiol Behav.* 100, 22-32.