



Your guide to therapy with Lucentis[®] (ranibizumab)

This booklet was created to help you better understand Lucentis® when used for the treatment of visual impairment due to choroidal neovascularization (CNV)

WHAT IS LUCENTIS®?

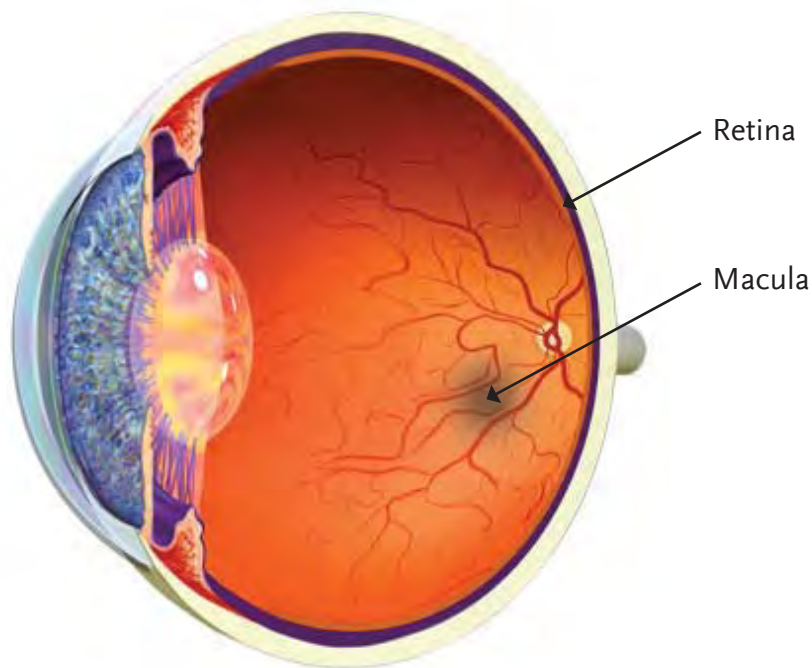
- In CNV, abnormal blood vessels grow in the eye, which can leak and cause vision loss¹
- Lucentis® specifically recognizes and blocks the action of new blood vessel growth in the eye, and so in turn can help to stop leakage and vision loss²

1. Miller DG, Singerman LJ. *Optom Vis Sci*. 2006; 83(5): 316-325; 2. Ferrara N, *et al. Retina*. 2006; 26(8): 859-870.

WHY HAVE I BEEN PRESCRIBED LUCENTIS®?

You have been diagnosed with choroidal neovascularization (CNV)

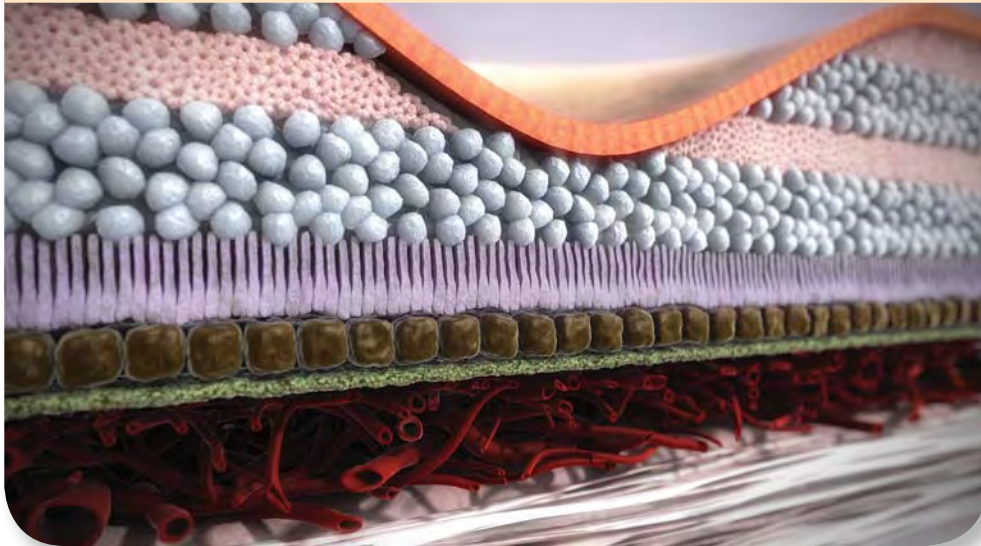
- CNV is a condition that affects the macula,¹ a part of the retina at the back of the eye²
- The macula is the area that lets you see sharply in the center of your vision²
- CNV is the growth of new, weak blood vessels under the macula, which can leak fluid and blood into the retina, affecting your central vision¹
- CNV is observed in age-related macular degeneration (AMD); it may also be associated with other diseases. These include CNV due to pathologic myopia (PM), angioid streaks or central serous chorioretinopathy (CSC), and inflammatory CNV¹



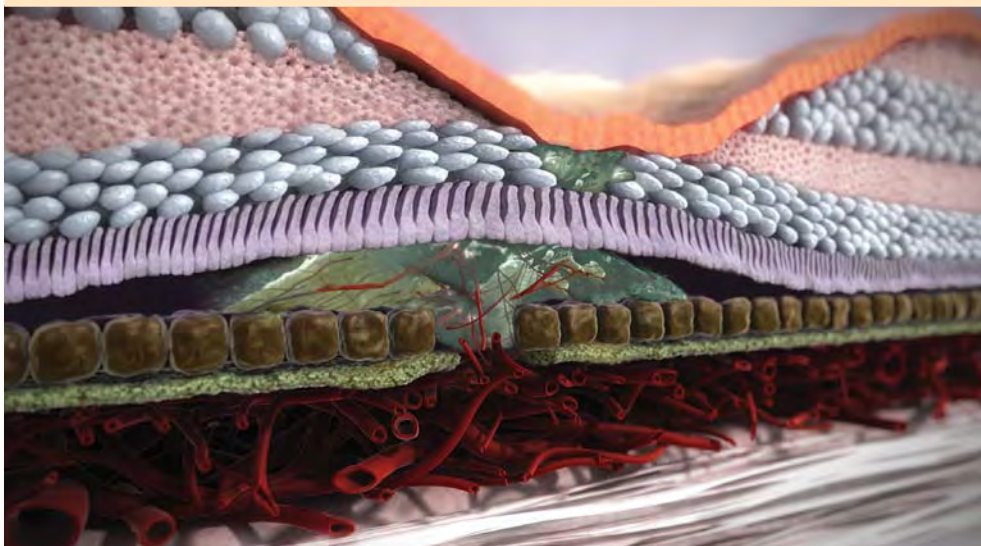
1. Miller DG, Singerman LJ. *Optom Vis Sci.* 2006; 83(5): 316-325; 2. Jager RD, et al. *N Engl J Med.* 2008; 358(24): 2606-2617.

Image: Blausen.com staff. "Blausen gallery 2014". *Wikiversity Journal of Medicine.* DOI:10.15347/wjm/2014.010. ISSN 20018762. (Own work) [CC-BY-3.0 (<http://creativecommons.org/licenses/by/3.0/>)], via Wikimedia Commons. Available: http://commons.wikimedia.org/wiki/File:Blausen_0312_DiabeticRetinopathy.png [accessed October 2016].

Healthy retina



Retina affected by CNV



New, weak blood vessels grow and leak,
damaging the macula

HOW ARE RETINAL DISEASES DIAGNOSED?

- There is a range of different techniques used to examine the eye. These can be divided into two broad categories depending on what they examine:¹
 - > Eye function: these include techniques assessing vision, e.g. vision charts
 - > Eye structure: these techniques examine the tissues of the eye for damage or disease
- As well as the standard tests (vision charts, examination of the eye with a handheld device, etc.),^{1,2} additional techniques are employed to examine eye blood vessels and tissues²
- **Fluorescein angiography (FA)** is a technique used to visualize the blood vessels at the back of the eye^{1,3}
 - > First, the doctor will dilate your pupils with some eye drops
 - > Next, a yellow dye will be injected into your arm (this makes the blood vessels in your eyes glow brightly when a certain type of light is shone on them)
 - > A series of photographs is taken
- **Optical coherence tomography (OCT)** is a commonly used technique that produces cross-sectional images of the back of the eye^{2,4}
 - > This is a non-invasive technique⁴ that just requires you to keep your head still and look into a machine while detailed images of your retina are taken without needing to touch your eye

1. Lueck CJ, et al. *J Neurol Neurosurg Psychiatry*. 2004; 75(Suppl 4): iv2-iv11; 2. American Academy of Ophthalmology. Available: www.aao.org/Assets/dba38b76-3095-4360-8cb6-00adab3aad68/635919125497230000/diabetic-retinopathy-ppp-pdf [accessed October 2016]; 3. Arias L, Mones J. AMD Book: Fluorescein angiography. Available: <http://www.amdbook.org/content/fluorescein-angiography-0> [accessed October 2016]; 4. Huang D, et al. *Science*. 1991; 254(5035): 1178-1181.

HOW IS LUCENTIS® TREATMENT GIVEN?

- Lucentis® is given by your ophthalmologist (eye doctor) as an injection into the eye
- It is normal to worry about such injections, but patients have reported that most often the injection is virtually painless and sounds worse than it is¹
 - > The majority of patients reported that any apprehensions about injections dissipated after the first injection¹

What will happen at my appointment?

- On the day of your treatment, care will be taken to make sure you are relaxed and comfortable
- Before receiving Lucentis®, you should inform your doctor if you have had a stroke or experienced transient signs of stroke (weakness or paralysis of limbs or face, difficulty speaking or understanding) so that it can be decided whether this is the most appropriate treatment for you
- Tell your doctor if you are taking or have recently taken any other medicines, including medicines obtained without prescription
- A doctor or nurse will:
 - > Cover your face and the area around the eye with a special drape
 - > Clean your eye and the skin around it
 - > Hold your eye open so you don't blink
 - > Numb your eye with an anesthetic to prevent pain
- The doctor will then give the injection into the white part of your eye. You may feel a little pressure with the injection
- It's important to tell your doctor if you:
 - > Have an eye infection
 - > Have any pain or redness in your eye
 - > Think you may be allergic to Lucentis® or to Betadine®† (iodine)

• Thetford C, *et al.* *Br J Vis Impair.* 2013; 31(2): 89-101. †Betadine is a registered trademark of Mundipharma AG.

WHAT WILL HAPPEN AFTER I RECEIVE MY LUCENTIS® INJECTION?

- Your doctor will perform eye tests, such as measuring the pressure in your eye, to make sure the treatment went well
- The white area of the eye, where the injection is given, will likely be red
 - > This redness is normal and it will go away in a few days
 - > Contact your doctor if it does not go away or gets worse
- You may see a few spots or ‘floaters’ in your vision
 - > These spots are normal and should go away in a few days
 - > Contact your doctor if they do not go away or get worse
- Your pupils will be dilated for the injection, and this can make it difficult for you to see for a few hours after the treatment
 - > You should not drive until your vision has returned to normal
- It is important to monitor any changes in the condition of your eye and your overall wellbeing in the week following your injection
- Rarely, injections in the eye can cause infection
- Contact your doctor as soon as possible if you have any of the following signs and symptoms in your eye:
 - > Pain
 - > Light sensitivity/tearing
 - > Swollen lids or other swelling
 - > Increasing redness
 - > Blurred, distorted or sudden loss of vision
 - > Light flashes
 - > Seeing flies, black spots or colored halos
 - > Drying of the surface of your eye
- If you notice any side effects not listed in this leaflet, tell your doctor or pharmacist

How long will I need to continue Lucentis® treatment?

- Every patient is different. It is likely that you will need additional Lucentis® injections, but this will depend on how you respond to treatment and how your vision changes
- Talk with your doctor about your results and your feelings about your treatment
- It is important to keep attending your eye doctor appointments
 - > **The best way to protect your independent lifestyle and your vision is to visit your doctor on a regular basis**
 - > **Be sure to discuss your treatment options with your doctor**
- If you are considering stopping treatment with Lucentis®, ask your doctor for advice first
- For any further questions on the use of this product, please ask your doctor
- Follow all your doctor's instructions carefully. They may differ from the general information in this leaflet

Your doctor will decide how often they wish to see you to monitor your condition and determine if you need additional injections

Always go to every appointment that your doctor arranges for you

If you miss an appointment for Lucentis® treatment, contact your doctor as soon as possible

What can I do to help improve my visual impairment?

- **Monitor your own vision regularly**
 - > At home, take note of any changes in your vision
 - > Be proactive and tell your doctor or nurse if you notice any changes
- **Dealing with changes in your vision can be difficult – it's OK to ask for support**
 - > Talk with family and friends about your vision, and let them know if you are having trouble reading, getting around, taking medication or doing housework
 - > If you don't have family or friends who can help, ask at your doctor's office about support services

**Keep this booklet;
you may need to read it again**

**If you have any further questions,
ask your doctor or pharmacist**

**If you experience any signs or symptoms
that you consider to be associated with
the use of Lucentis[®], but are not listed in
this booklet, please tell your doctor**

Suspected adverse reactions and medication errors associated with the use of Lucentis should be reported to:

Malta Medicines Authority,
Sir Temi Zammit Buildings,
Malta Life Sciences Park,
San Gwann. SGN 3000.

Or at: www.medicinesauthority.gov.mt/adrportal.

Alternatively at: Novartis Pharma Services Inc., Representative Office, Malta by phone on +356 21222872.

Marketing Authorization Holder: Novartis Europharm Limited, Vista Building, Elm Park, Merrion Road, Dublin 4, Ireland.

Local Representative: Novartis Pharma Services Inc., Representative Office Malta.
Tel No.: +356 21222872

This educational material is a part of the conditions of the Marketing Authorisation