

# NPLATE<sup>®</sup> PREPARATION MAT

**You must be trained by your healthcare provider before you can administer Nplate<sup>®</sup>.**

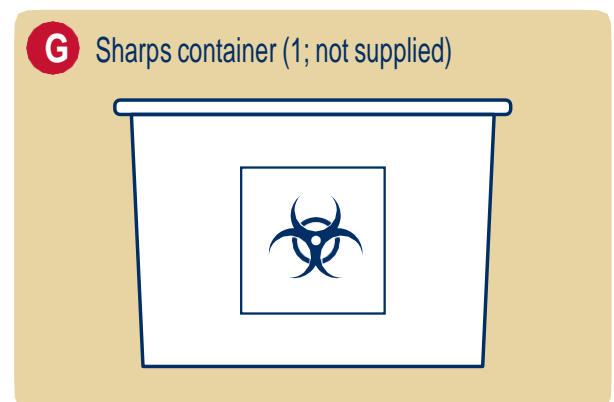
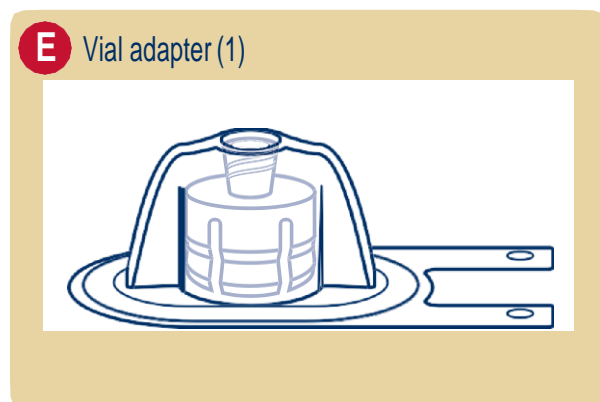
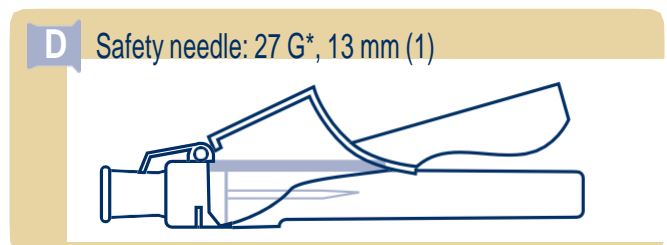
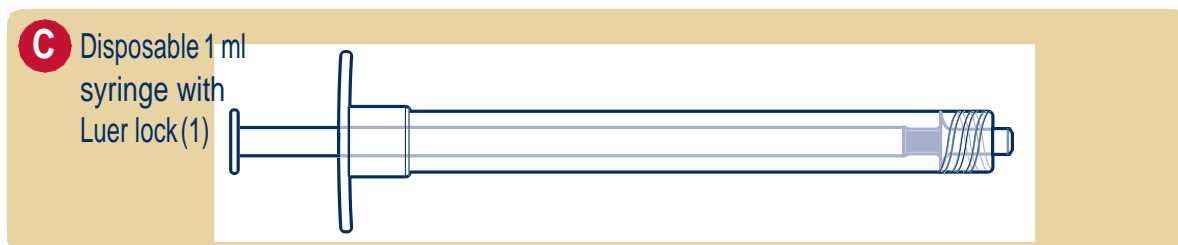
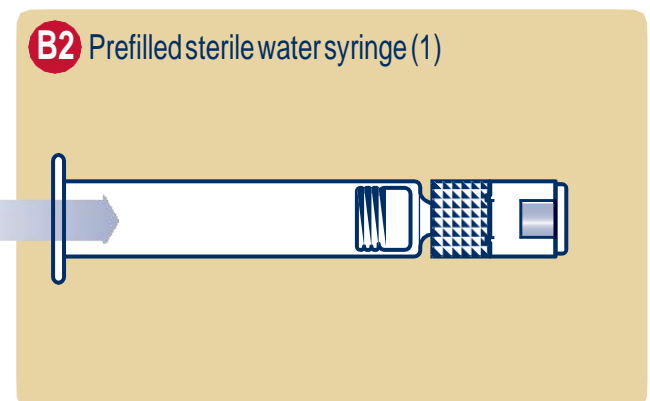
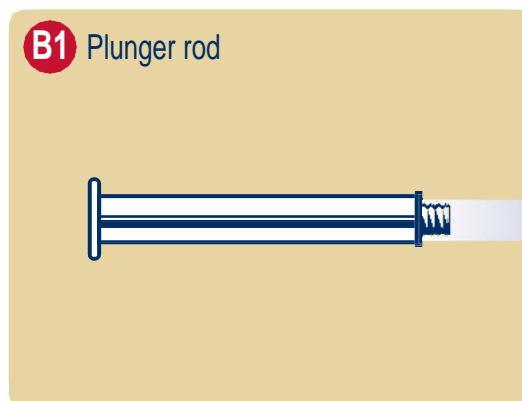
## BEFORE YOU BEGIN

- Read all instructions for use thoroughly.
- You should establish a regular treatment schedule, even when travelling.
- Make sure you have all the supplies that you will need (refer to the images below).
- Check the expiration dates on all vials.
- Do not use if expired or left at room temperature for more than 30 days
- Wash your hands with soap.
- Use an alcohol swab to clean the surface where you will be preparing product.

## NOTE:

Please use this mat along with the *Step-by-step guide* and/or *Package leaflet* to prepare your Nplate<sup>®</sup> injection. You may be required to use more than one injection of Nplate<sup>®</sup>. If your doctor has instructed you to take more than one injection of Nplate<sup>®</sup>, follow the steps as defined in the *Step-by-step guide* to complete your prescribed dose of product using a new self-administration kit(s).

**Make sure you have the following materials before you begin**



Store product vials in their carton to protect from light until use. This medicine may be removed from the refrigerator for a maximum period of 30 days at room temperature (up to 25°C). It must be returned to the refrigerator for storage longer than 24 hours. Your healthcare provider may recommend a different needle for injection.

**NOTE:** These images are for reference only.

YOUR PREPARATION AREA