



Science For A Better Life

# Jaydess: Differentiation from Mirena



# Aim of this presentation

- Until now only one intrauterine system (IUS) has been approved, Mirena
- Jaydess, a new IUS, is now also approved
- There are differences between these 2 products
- It is important that, in particular, HCPs are informed of how to differentiate between the appearances of Jaydess and Mirena



# Duration and indication of use

- Both intrauterine systems, IUS, are T shaped devices that are placed within the uterine cavity and provide a continuous release of levonorgestrel,
- Jaydess is licensed in the indication of contraception for up to 3 years
- Mirena is licensed in the indication of contraception, heavy menstrual bleeding and endometrial protection during use of estrogen replacement therapy, for up to 5 years.



# Mirena branding





# Jaydess Branding





# Visual appearance

28mm horizontal width →



30mm  
Vertical  
length

Silver  
ring

Jaydess

32mm horizontal width →



32mm  
vertical  
length

Mirena



# Ultrasound images

The following Jaydess images are provided courtesy of:

Andrew Kaunitz, MD, Christine Bubier R.T.(R), RDMS, Grace Horton, RDMS and Gwyn Grabner, RDMS

and

WHO research centre, Department of Obstetrics and Gynecology, Karolinska Institutet/Karolinska University Hospital Stockholm, Sweden.

Mirena images are provided courtesy of:

Dr Armin Soder, MD , Ettlingen,Germany

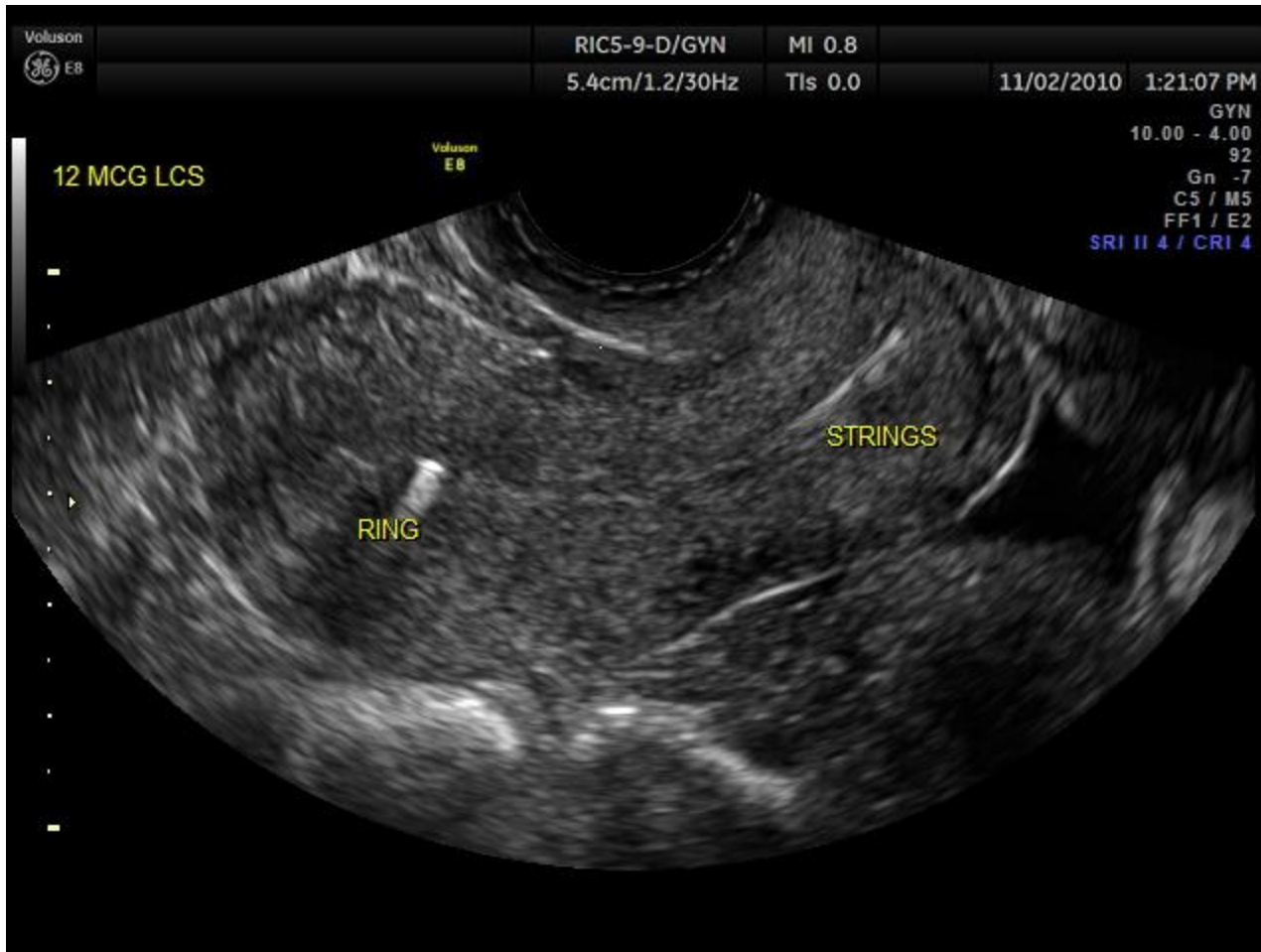


# Jaydess: Ultrasound Images



3D  
image

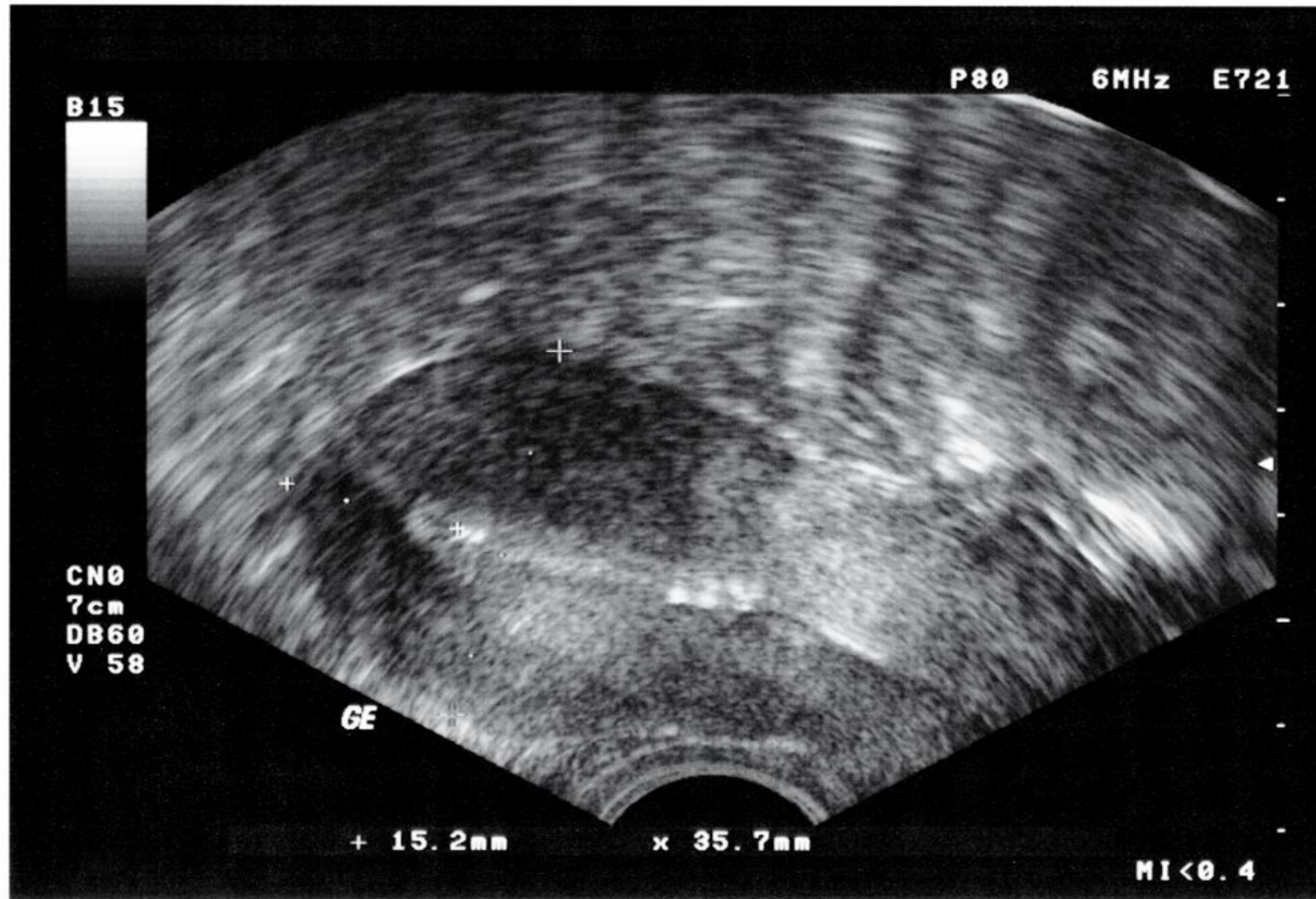


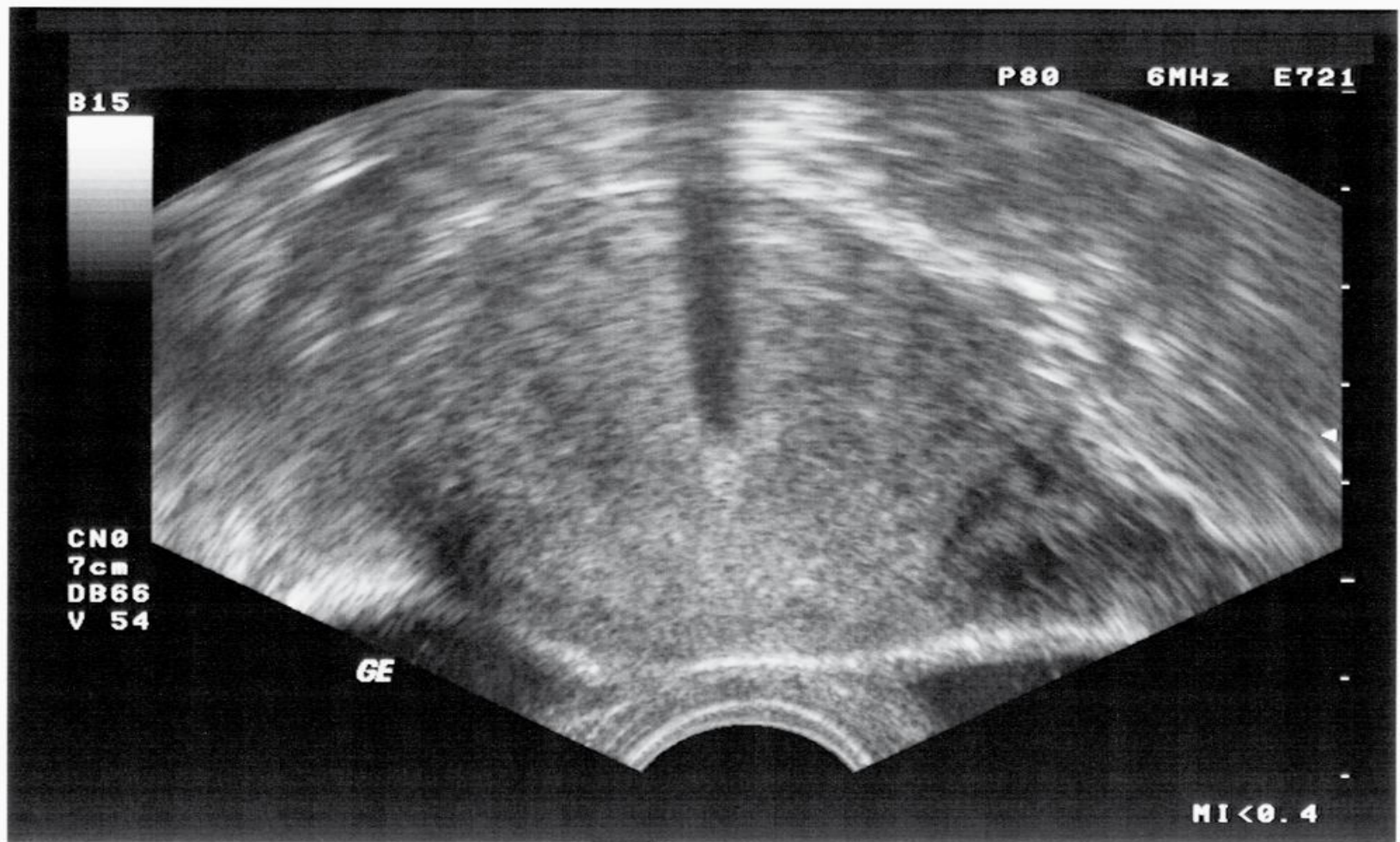




3D  
Image

# Mirena: Ultrasound images







# Jaydess

▼ This medicinal product is subject to additional monitoring.

This will allow quick identification of new safety information.

Healthcare Professionals are asked to report any suspected adverse reactions.

See section 4.8 of the SmPC on how to report adverse events.



Science For A Better Life

Thank you!