

EXELON[®] PATCH (RIVASTIGMINE TRANSDERMAL PATCH) PATIENT DIARY/PATIENT REMINDER CARD (CONSISTING OF INSTRUCTIONS FOR USE AND MEDICATION RECORD SHEETS)

This information is essential to ensure the safe and effective use of Exelon Patch

INSTRUCTIONS FOR USE OF EXELON PATCH (RIVASTIGMINE TRANSDERMAL PATCH) ^{1,2}

- These Instructions for Use and Medication Record Sheets are essential to ensure the safe and effective use of Exelon Patch.
- If you have any questions or require more information, please read the package information leaflet that came with the medicine.
- If you are not sure about anything, please ask your doctor or pharmacist.

Important to remember

- Take off the previous patch before putting **one** new patch on.
- Only **one** patch per day.
- Do not cut the patch into pieces.
- Press the patch firmly in place for at least 30 seconds using the palm of the hand.

How to apply

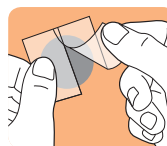
1. Carefully remove the existing patch before putting on **one** new patch.



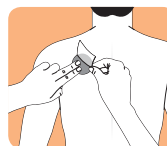
2. Remove the new patch from the sachet.



3. Peel one side of the protective liner off the patch.



4. Stick the patch on the upper or lower back, upper arm, or chest and peel off the protective liner.



5. Press the patch firmly in place for at least 30 seconds.



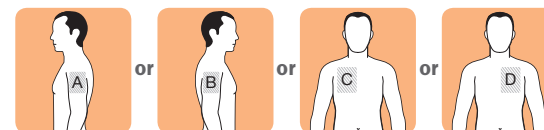
Where to apply

Take off the previous patch before putting **one** new patch on.

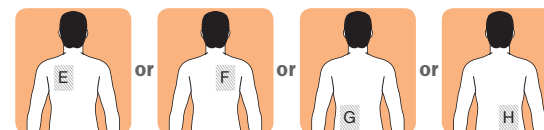
Apply **one** new patch in **one** of the following zones every day.

You can use the same zone (A or B or C or D or E or F or G or H), but do not use the same exact spot within the same zone.

Front:



Back:



References: 1. Novartis Europharm Ltd. Exelon Patch (rivastigmine transdermal patch) Package Leaflet. June 2015. 2. Novartis Europharm Ltd. Exelon Patch (rivastigmine transdermal patch) Summary of Product Characteristics. June 2015.

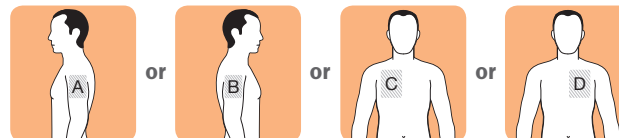
MEDICATION RECORD SHEET FOR EXELON PATCH (RIVASTIGMINE TRANSDERMAL PATCH) ^{1,2}

How to use this record sheet

- Use this record sheet to keep track of when you apply and take off an Exelon Patch.
- Tick the box when you have removed the old patch.
- Fill in the date and day you apply the new patch.
- Fill in the letter of the application zone where you have applied the new patch.
- If you have any questions or require more information, please read the package information leaflet that came with the medicine.
- If you are not sure about anything, please ask your doctor or pharmacist.

Application zones

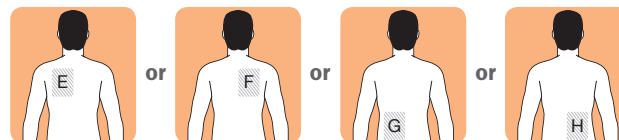
Front:



Apply **one** new patch in **one** of the zones to the left every day.

You can use the same zone (A or B or C or D or E or F or G or H), but do not use the same exact spot within the same zone.

Back:



References: 1. Novartis Europharm Ltd. Exelon Patch (rivastigmine transdermal patch) Package Leaflet. June 2015. 2. Novartis Europharm Ltd. Exelon Patch (rivastigmine transdermal patch) Summary of Product Characteristics. June 2015.

Old patch removed?	Date of application of new patch	Day of application of new patch	Application zone of new patch (letter)
<input checked="" type="checkbox"/>	11 Nov 12	Sunday	A
<input type="checkbox"/>			
<input type="checkbox"/>			
<input type="checkbox"/>			
<input type="checkbox"/>			
<input type="checkbox"/>			
<input type="checkbox"/>			
<input type="checkbox"/>			

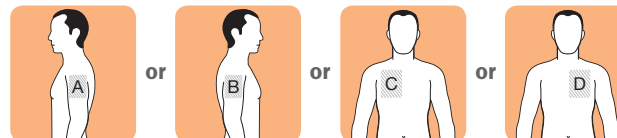
MEDICATION RECORD SHEET FOR EXELON PATCH (RIVASTIGMINE TRANSDERMAL PATCH) ^{1,2}

How to use this record sheet

- Use this record sheet to keep track of when you apply and take off an Exelon Patch.
- Tick the box when you have removed the old patch.
- Fill in the date and day you apply the new patch.
- Fill in the letter of the application zone where you have applied the new patch.
- If you have any questions or require more information, please read the package information leaflet that came with the medicine.
- If you are not sure about anything, please ask your doctor or pharmacist.

Application zones

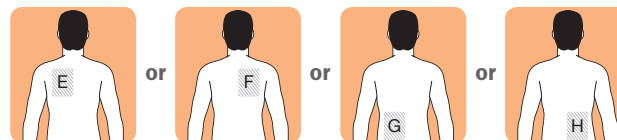
Front:



Apply **one** new patch in **one** of the zones to the left every day.

You can use the same zone (A or B or C or D or E or F or G or H), but do not use the same exact spot within the same zone.

Back:



References: 1. Novartis Europharm Ltd. Exelon Patch (rivastigmine transdermal patch) Package Leaflet. June 2015. 2. Novartis Europharm Ltd. Exelon Patch (rivastigmine transdermal patch) Summary of Product Characteristics. June 2015.

Old patch removed?	Date of application of new patch	Day of application of new patch	Application zone of new patch (letter)
<input checked="" type="checkbox"/>	11 Nov 12	Sunday	A
<input type="checkbox"/>			
<input type="checkbox"/>			
<input type="checkbox"/>			
<input type="checkbox"/>			
<input type="checkbox"/>			
<input type="checkbox"/>			
<input type="checkbox"/>			

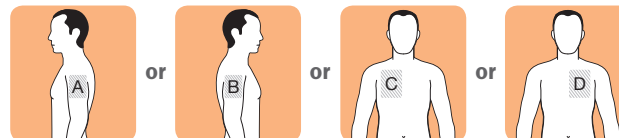
MEDICATION RECORD SHEET FOR EXELON PATCH (RIVASTIGMINE TRANSDERMAL PATCH) ^{1,2}

How to use this record sheet

- Use this record sheet to keep track of when you apply and take off an Exelon Patch.
- Tick the box when you have removed the old patch.
- Fill in the date and day you apply the new patch.
- Fill in the letter of the application zone where you have applied the new patch.
- If you have any questions or require more information, please read the package information leaflet that came with the medicine.
- If you are not sure about anything, please ask your doctor or pharmacist.

Application zones

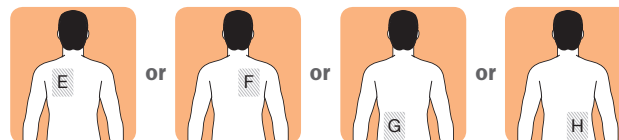
Front:



Apply **one** new patch in **one** of the zones to the left every day.

You can use the same zone (A or B or C or D or E or F or G or H), but do not use the same exact spot within the same zone.

Back:



References: 1. Novartis Europharm Ltd. Exelon Patch (rivastigmine transdermal patch) Package Leaflet. June 2015. 2. Novartis Europharm Ltd. Exelon Patch (rivastigmine transdermal patch) Summary of Product Characteristics. June 2015.

Old patch removed?	Date of application of new patch	Day of application of new patch	Application zone of new patch (letter)
<input checked="" type="checkbox"/>	11 Nov 12	Sunday	A
<input type="checkbox"/>			
<input type="checkbox"/>			
<input type="checkbox"/>			
<input type="checkbox"/>			
<input type="checkbox"/>			
<input type="checkbox"/>			
<input type="checkbox"/>			

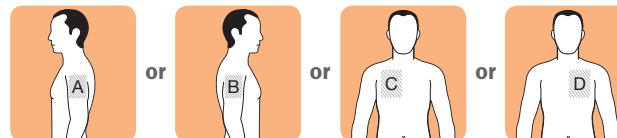
MEDICATION RECORD SHEET FOR EXELON PATCH (RIVASTIGMINE TRANSDERMAL PATCH) ^{1,2}

How to use this record sheet

- Use this record sheet to keep track of when you apply and take off an Exelon Patch.
- Tick the box when you have removed the old patch.
- Fill in the date and day you apply the new patch.
- Fill in the letter of the application zone where you have applied the new patch.
- If you have any questions or require more information, please read the package information leaflet that came with the medicine.
- If you are not sure about anything, please ask your doctor or pharmacist.

Application zones

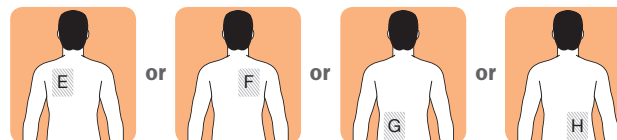
Front:



Apply **one** new patch in **one** of the zones to the left every day.

You can use the same zone (A or B or C or D or E or F or G or H), but do not use the same exact spot within the same zone.

Back:



References: 1. Novartis Europharm Ltd. Exelon Patch (rivastigmine transdermal patch) Package Leaflet. June 2015. 2. Novartis Europharm Ltd. Exelon Patch (rivastigmine transdermal patch) Summary of Product Characteristics. June 2015.

Old patch removed?	Date of application of new patch	Day of application of new patch	Application zone of new patch (letter)
<input checked="" type="checkbox"/>	11 Nov 12	Sunday	A
<input type="checkbox"/>			
<input type="checkbox"/>			
<input type="checkbox"/>			
<input type="checkbox"/>			
<input type="checkbox"/>			
<input type="checkbox"/>			
<input type="checkbox"/>			

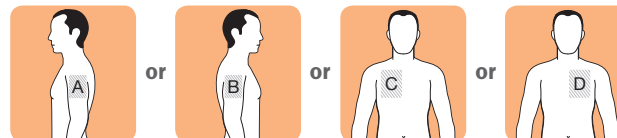
MEDICATION RECORD SHEET FOR EXELON PATCH (RIVASTIGMINE TRANSDERMAL PATCH) ^{1,2}

How to use this record sheet

- Use this record sheet to keep track of when you apply and take off an Exelon Patch.
- Tick the box when you have removed the old patch.
- Fill in the date and day you apply the new patch.
- Fill in the letter of the application zone where you have applied the new patch.
- If you have any questions or require more information, please read the package information leaflet that came with the medicine.
- If you are not sure about anything, please ask your doctor or pharmacist.

Application zones

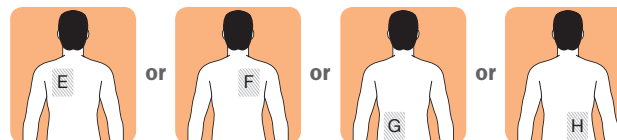
Front:



Apply **one** new patch in **one** of the zones to the left every day.

You can use the same zone (A or B or C or D or E or F or G or H), but do not use the same exact spot within the same zone.

Back:



References: 1. Novartis Europharm Ltd. Exelon Patch (rivastigmine transdermal patch) Package Leaflet. June 2015. 2. Novartis Europharm Ltd. Exelon Patch (rivastigmine transdermal patch) Summary of Product Characteristics. June 2015.

Old patch removed?	Date of application of new patch	Day of application of new patch	Application zone of new patch (letter)
<input checked="" type="checkbox"/>	11 Nov 12	Sunday	A
<input type="checkbox"/>			
<input type="checkbox"/>			
<input type="checkbox"/>			
<input type="checkbox"/>			
<input type="checkbox"/>			
<input type="checkbox"/>			
<input type="checkbox"/>			

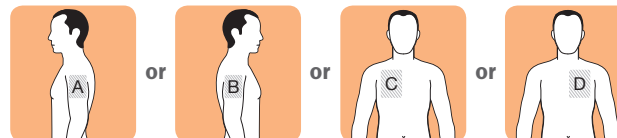
MEDICATION RECORD SHEET FOR EXELON PATCH (RIVASTIGMINE TRANSDERMAL PATCH) ^{1,2}

How to use this record sheet

- Use this record sheet to keep track of when you apply and take off an Exelon Patch.
- Tick the box when you have removed the old patch.
- Fill in the date and day you apply the new patch.
- Fill in the letter of the application zone where you have applied the new patch.
- If you have any questions or require more information, please read the package information leaflet that came with the medicine.
- If you are not sure about anything, please ask your doctor or pharmacist.

Application zones

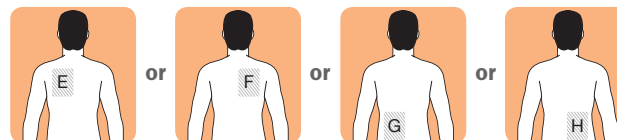
Front:



Apply **one** new patch in **one** of the zones to the left every day.

You can use the same zone (A or B or C or D or E or F or G or H), but do not use the same exact spot within the same zone.

Back:



References: 1. Novartis Europharm Ltd. Exelon Patch (rivastigmine transdermal patch) Package Leaflet. June 2015. 2. Novartis Europharm Ltd. Exelon Patch (rivastigmine transdermal patch) Summary of Product Characteristics. June 2015.

Old patch removed?	Date of application of new patch	Day of application of new patch	Application zone of new patch (letter)
<input checked="" type="checkbox"/>	11 Nov 12	Sunday	A
<input type="checkbox"/>			
<input type="checkbox"/>			
<input type="checkbox"/>			
<input type="checkbox"/>			
<input type="checkbox"/>			
<input type="checkbox"/>			
<input type="checkbox"/>			

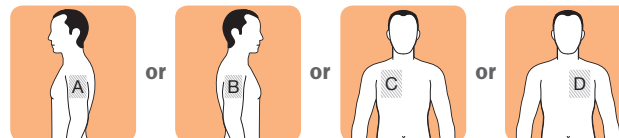
MEDICATION RECORD SHEET FOR EXELON PATCH (RIVASTIGMINE TRANSDERMAL PATCH) ^{1,2}

How to use this record sheet

- Use this record sheet to keep track of when you apply and take off an Exelon Patch.
- Tick the box when you have removed the old patch.
- Fill in the date and day you apply the new patch.
- Fill in the letter of the application zone where you have applied the new patch.
- If you have any questions or require more information, please read the package information leaflet that came with the medicine.
- If you are not sure about anything, please ask your doctor or pharmacist.

Application zones

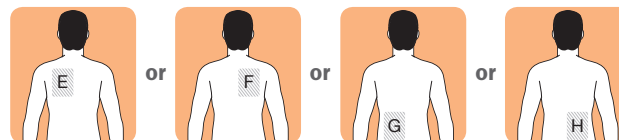
Front:



Apply **one** new patch in **one** of the zones to the left every day.

You can use the same zone (A or B or C or D or E or F or G or H), but do not use the same exact spot within the same zone.

Back:



References: 1. Novartis Europharm Ltd. Exelon Patch (rivastigmine transdermal patch) Package Leaflet. June 2015. 2. Novartis Europharm Ltd. Exelon Patch (rivastigmine transdermal patch) Summary of Product Characteristics. June 2015.

Old patch removed?	Date of application of new patch	Day of application of new patch	Application zone of new patch (letter)
<input checked="" type="checkbox"/>	11 Nov 12	Sunday	A
<input type="checkbox"/>			
<input type="checkbox"/>			
<input type="checkbox"/>			
<input type="checkbox"/>			
<input type="checkbox"/>			
<input type="checkbox"/>			
<input type="checkbox"/>			

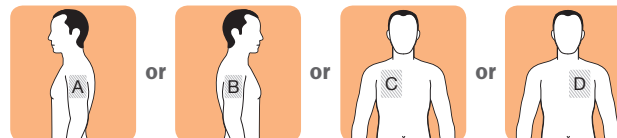
MEDICATION RECORD SHEET FOR EXELON PATCH (RIVASTIGMINE TRANSDERMAL PATCH) ^{1,2}

How to use this record sheet

- Use this record sheet to keep track of when you apply and take off an Exelon Patch.
- Tick the box when you have removed the old patch.
- Fill in the date and day you apply the new patch.
- Fill in the letter of the application zone where you have applied the new patch.
- If you have any questions or require more information, please read the package information leaflet that came with the medicine.
- If you are not sure about anything, please ask your doctor or pharmacist.

Application zones

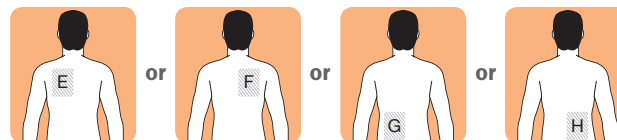
Front:



Apply **one** new patch in **one** of the zones to the left every day.

You can use the same zone (A or B or C or D or E or F or G or H), but do not use the same exact spot within the same zone.

Back:



References: 1. Novartis Europharm Ltd. Exelon Patch (rivastigmine transdermal patch) Package Leaflet. June 2015. 2. Novartis Europharm Ltd. Exelon Patch (rivastigmine transdermal patch) Summary of Product Characteristics. June 2015.

Old patch removed?	Date of application of new patch	Day of application of new patch	Application zone of new patch (letter)
<input checked="" type="checkbox"/>	11 Nov 12	Sunday	A
<input type="checkbox"/>			
<input type="checkbox"/>			
<input type="checkbox"/>			
<input type="checkbox"/>			
<input type="checkbox"/>			
<input type="checkbox"/>			
<input type="checkbox"/>			

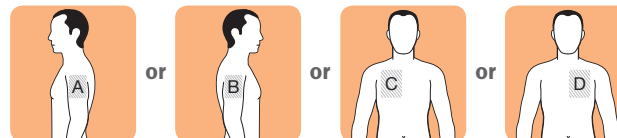
MEDICATION RECORD SHEET FOR EXELON PATCH (RIVASTIGMINE TRANSDERMAL PATCH) ^{1,2}

How to use this record sheet

- Use this record sheet to keep track of when you apply and take off an Exelon Patch.
- Tick the box when you have removed the old patch.
- Fill in the date and day you apply the new patch.
- Fill in the letter of the application zone where you have applied the new patch.
- If you have any questions or require more information, please read the package information leaflet that came with the medicine.
- If you are not sure about anything, please ask your doctor or pharmacist.

Application zones

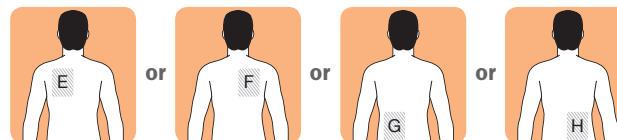
Front:



Apply **one** new patch in **one** of the zones to the left every day.

You can use the same zone (A or B or C or D or E or F or G or H), but do not use the same exact spot within the same zone.

Back:



References: 1. Novartis Europharm Ltd. Exelon Patch (rivastigmine transdermal patch) Package Leaflet. June 2015. 2. Novartis Europharm Ltd. Exelon Patch (rivastigmine transdermal patch) Summary of Product Characteristics. June 2015.

Old patch removed?	Date of application of new patch	Day of application of new patch	Application zone of new patch (letter)
<input checked="" type="checkbox"/>	11 Nov 12	Sunday	A
<input type="checkbox"/>			
<input type="checkbox"/>			
<input type="checkbox"/>			
<input type="checkbox"/>			
<input type="checkbox"/>			
<input type="checkbox"/>			
<input type="checkbox"/>			

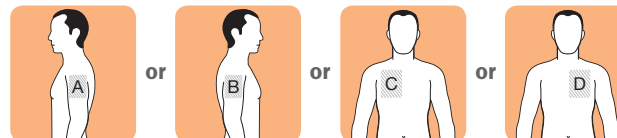
MEDICATION RECORD SHEET FOR EXELON PATCH (RIVASTIGMINE TRANSDERMAL PATCH) ^{1,2}

How to use this record sheet

- Use this record sheet to keep track of when you apply and take off an Exelon Patch.
- Tick the box when you have removed the old patch.
- Fill in the date and day you apply the new patch.
- Fill in the letter of the application zone where you have applied the new patch.
- If you have any questions or require more information, please read the package information leaflet that came with the medicine.
- If you are not sure about anything, please ask your doctor or pharmacist.

Application zones

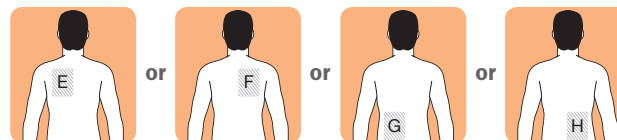
Front:



Apply **one** new patch in **one** of the zones to the left every day.

You can use the same zone (A or B or C or D or E or F or G or H), but do not use the same exact spot within the same zone.

Back:



References: 1. Novartis Europharm Ltd. Exelon Patch (rivastigmine transdermal patch) Package Leaflet. June 2015. 2. Novartis Europharm Ltd. Exelon Patch (rivastigmine transdermal patch) Summary of Product Characteristics. June 2015.

Old patch removed?	Date of application of new patch	Day of application of new patch	Application zone of new patch (letter)
<input checked="" type="checkbox"/>	11 Nov 12	Sunday	A
<input type="checkbox"/>			
<input type="checkbox"/>			
<input type="checkbox"/>			
<input type="checkbox"/>			
<input type="checkbox"/>			
<input type="checkbox"/>			
<input type="checkbox"/>			

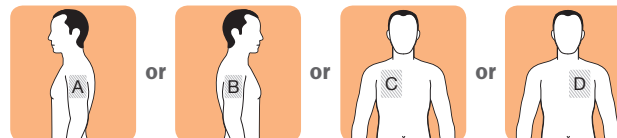
MEDICATION RECORD SHEET FOR EXELON PATCH (RIVASTIGMINE TRANSDERMAL PATCH) ^{1,2}

How to use this record sheet

- Use this record sheet to keep track of when you apply and take off an Exelon Patch.
- Tick the box when you have removed the old patch.
- Fill in the date and day you apply the new patch.
- Fill in the letter of the application zone where you have applied the new patch.
- If you have any questions or require more information, please read the package information leaflet that came with the medicine.
- If you are not sure about anything, please ask your doctor or pharmacist.

Application zones

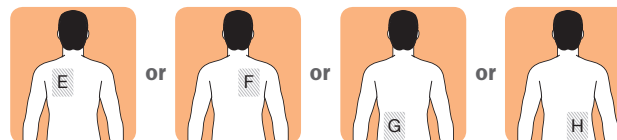
Front:



Apply **one** new patch in **one** of the zones to the left every day.

You can use the same zone (A or B or C or D or E or F or G or H), but do not use the same exact spot within the same zone.

Back:



References: 1. Novartis Europharm Ltd. Exelon Patch (rivastigmine transdermal patch) Package Leaflet. June 2015. 2. Novartis Europharm Ltd. Exelon Patch (rivastigmine transdermal patch) Summary of Product Characteristics. June 2015.

Old patch removed?	Date of application of new patch	Day of application of new patch	Application zone of new patch (letter)
<input checked="" type="checkbox"/>	11 Nov 12	Sunday	A
<input type="checkbox"/>			
<input type="checkbox"/>			
<input type="checkbox"/>			
<input type="checkbox"/>			
<input type="checkbox"/>			
<input type="checkbox"/>			
<input type="checkbox"/>			

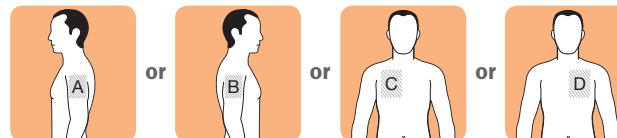
MEDICATION RECORD SHEET FOR EXELON PATCH (RIVASTIGMINE TRANSDERMAL PATCH) ^{1,2}

How to use this record sheet

- Use this record sheet to keep track of when you apply and take off an Exelon Patch.
- Tick the box when you have removed the old patch.
- Fill in the date and day you apply the new patch.
- Fill in the letter of the application zone where you have applied the new patch.
- If you have any questions or require more information, please read the package information leaflet that came with the medicine.
- If you are not sure about anything, please ask your doctor or pharmacist.

Application zones

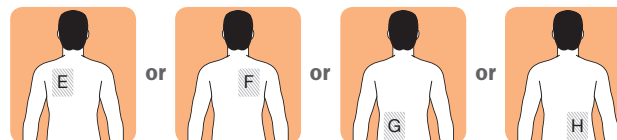
Front:



Apply **one** new patch in **one** of the zones to the left every day.

You can use the same zone (A or B or C or D or E or F or G or H), but do not use the same exact spot within the same zone.

Back:



References: 1. Novartis Europharm Ltd. Exelon Patch (rivastigmine transdermal patch) Package Leaflet. June 2015. 2. Novartis Europharm Ltd. Exelon Patch (rivastigmine transdermal patch) Summary of Product Characteristics. June 2015.

Old patch removed?	Date of application of new patch	Day of application of new patch	Application zone of new patch (letter)
<input checked="" type="checkbox"/>	11 Nov 12	Sunday	A
<input type="checkbox"/>			
<input type="checkbox"/>			
<input type="checkbox"/>			
<input type="checkbox"/>			
<input type="checkbox"/>			
<input type="checkbox"/>			
<input type="checkbox"/>			

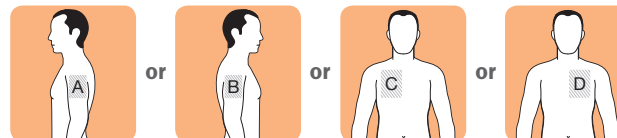
MEDICATION RECORD SHEET FOR EXELON PATCH (RIVASTIGMINE TRANSDERMAL PATCH) ^{1,2}

How to use this record sheet

- Use this record sheet to keep track of when you apply and take off an Exelon Patch.
- Tick the box when you have removed the old patch.
- Fill in the date and day you apply the new patch.
- Fill in the letter of the application zone where you have applied the new patch.
- If you have any questions or require more information, please read the package information leaflet that came with the medicine.
- If you are not sure about anything, please ask your doctor or pharmacist.

Application zones

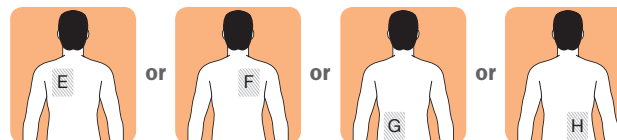
Front:



Apply **one** new patch in **one** of the zones to the left every day.

You can use the same zone (A or B or C or D or E or F or G or H), but do not use the same exact spot within the same zone.

Back:



References: 1. Novartis Europharm Ltd. Exelon Patch (rivastigmine transdermal patch) Package Leaflet. June 2015. 2. Novartis Europharm Ltd. Exelon Patch (rivastigmine transdermal patch) Summary of Product Characteristics. June 2015.

Old patch removed?	Date of application of new patch	Day of application of new patch	Application zone of new patch (letter)
<input checked="" type="checkbox"/>	11 Nov 12	Sunday	A
<input type="checkbox"/>			
<input type="checkbox"/>			
<input type="checkbox"/>			
<input type="checkbox"/>			
<input type="checkbox"/>			
<input type="checkbox"/>			
<input type="checkbox"/>			

Marketing Authorisation Holder: Novartis Europharm Ltd.
Frimley Business Park, Camberley GU16 7SR
United Kingdom

Suspected adverse reactions and medication errors associated
with the use of Exelon Patch should be reported to:
Medicines Authority Post-licensing Directorate, 203, Level 3,
Rue d'Argens, Gzira GZR 1386, or at:
www.medicinesauthority.gov.mt/adrportal
email: postlicensing.medicinesauthority@gov.mt

Alternatively at: Novartis Pharma Services Inc.
Representative Office Malta by phone on 21222872.

© 2015 Novartis Pharma AG. All images are subject to the copyrights
of Novartis Pharma AG. These materials may not be copied for
commercial use or distribution.

EXE PD 08/15 MT