









CHECKLIST FOR NPLATE® SELF-ADMINISTRATION

Confirm that your patient is...

Interested in and suitable for home administration	
On a stable dose of Nplate® <ul style="list-style-type: none">For the purposes of self-administration, a stable dose of Nplate® means the patient's Nplate® dose has not required adjustment for at least 4 weeks. Patients who need dose adjustments cannot return to self-administration until their dose has stabilised – that is, until their Nplate® dose has not required adjustment for at least 4 weeks	
Willing to undergo a period of training <ul style="list-style-type: none">Inform patients that home administration will involve a period of training, and that they will be required to demonstrate their ability to self-administer	

Ensure patients return home with...

The right dose written and drawn in their <i>Self-administration diary</i>	
Their reconstitution pack(s) of Nplate® (Make sure they have not taken the placebo demonstration kit with them by mistake)	
All the patient materials in their <i>Home Administration Training pack</i>	
Contact information for a healthcare professional (to be written on the back of their <i>Self-administration diary</i> , in the section titled "Just in case you need support...")	
An appointment date to return after the first 4 weeks of self-administration. At this visit they will have their platelet count checked and will again be supervised while reconstituting and administering Nplate®. Only patients who demonstrate the ability to reconstitute and self-administer Nplate® should be allowed to continue doing so	

INSERT PI HERE